

BM11



OIML test certificate no. TC7968 Revision 0 C of C
no R60/2000-NL1-11.20

Certificate no. 07-020A1

- Stainless steel IP68 single ended bending beam
- Hermetically sealed
- Suitable for pallet, platform and small hopper scales
- High accuracy
- Current calibrated (sc-option)

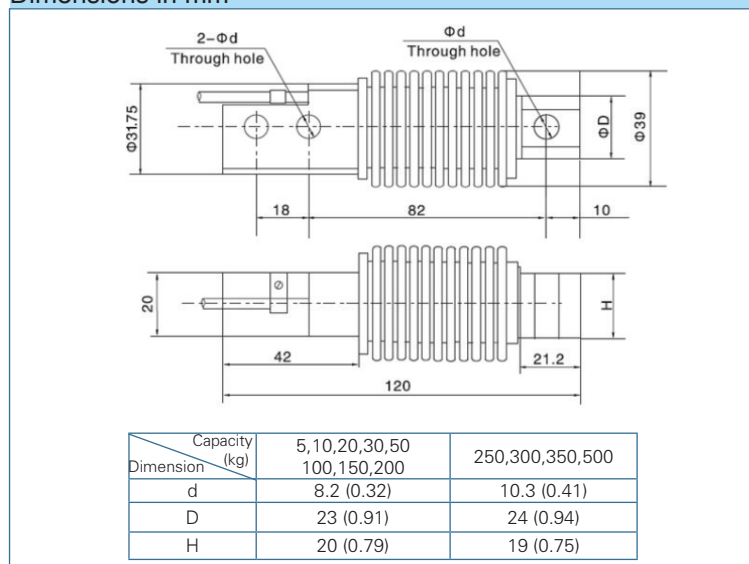
Available models

Capacity	Accuracy	Full article description
5 kg	C3 Excluded from OIML	BM11-C3-5kg-3B-SC
10 kg	C3/C4	BM11-C3/C4-10kg-3B-SC
20 kg	C3/C4	BM11-C3/C4-20kg-3B-SC
30 kg	C3/C4	BM11-C3/C4-30kg-3B-SC
50 kg	C3/C4	BM11-C3/C4-50kg-3B-SC
100 kg	C3/C4	BM11-C3/C4-100kg-3B-SC
200 kg	C3/C4	BM11-C3/C4-200kg-3B-SC
250 kg	C3/C4	BM11-C3/C4-250kg-3B-SC
350 kg	C3/C4	BM11-C3/C4-350kg-3B-SC
500kg	C3/C4	BM11-C3/C4-500kg-3B-SC

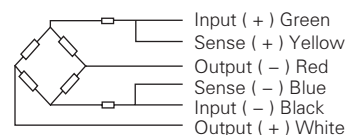
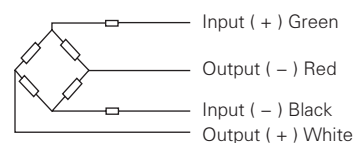
Specification

Accuracy class		C3	OIML R60 C3	OIML R60 C4
Output sensitivity (= FS)	mV/V	2.0 ± 0.02		
Maximum capacity (E _{max})	klb	5	10, 20, 30, 50, 100, 200, 250, 350, 500	
Maximum number of load cell intervals (nLC)		3000	3000	4000
Ratio of minimum LC verification interval Y = E _{max} / v _{min}		10000	15000	
Combined error	%FS	± 0.023		± 0.0174
Minimum dead load	of E _{max}	0%		
Safe overload	of E _{max}	150 %		
Ultimate overload	of E _{max}	300 %		
Zero balance	%FS	± 1.0		
Excitation, recommended voltage	V	5 ~ 12(DC)		
Excitation maximum	V	18(DC)		
Input resistance	Ω	460 ± 50		
Output resistance	Ω	350 ± 3.5		
Insulation resistance	MΩ	≥ 5000 (50VDC)		
Compensated temperature	°C	-10 ~ +40		
Operating temperature	°C	-35 ~ +65		
Storage temperature	°C	-40 ~ +70		
Element material		Stainless steel		
Ingress protection (according to EN 60529)		IP68		
Recommended torque on fixation	N.m	M8:25		M10:50
ATEX classification (optional)		II1G Ex ia IIC T4	II1D Ex iaD 20 T73°C C	II3G Ex nL IIC T4

Dimensions in mm



Wiring



- Shielded, 6 and 4 conductor cable for all capacities.
- Cable diameter: Φ 5mm.
- Standard cable length for 4 conductor cable: 3m and for 6 conductor cable: 6m.
- Shield not connected to element